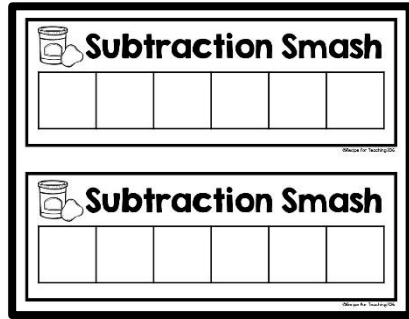
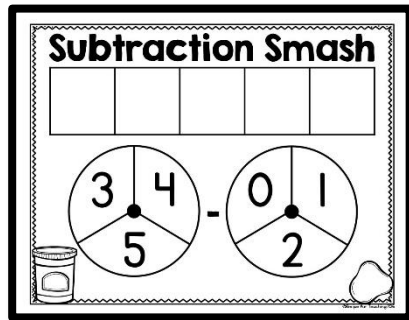


Subtraction Smash


Included in this FREE download are 5 versions of “Subtraction Smash” mats.



Page 3 - Students roll a dot cube, roll out that many Play-Doh balls, and then smash one. They tell how many Play-Doh balls are left.




Page 4 - Students spin the 3,4,5 spinner (use a paper clip and pencil) and roll out that many Play-Doh balls. Then they spin the 0,1,2 spinner and smash that many Play-Doh balls. They tell their friend “___ minus ___ equals ___.”




Page 5 - Students do the same thing as the mat on page 4, but this mat has a spot for students to record the subtraction equation.

Subtraction Smash

Included in this FREE download are 5 versions of "Subtraction Smash" mats.



Page 6 - Students spin the 6-10 spinner (use a paper clip and pencil) and roll out that many Play-Doh balls. Then they spin the 1-5 spinner and smash that many Play-Doh balls. They tell their friend "___ minus ___ equals ___."



Page 7 - Students do the same thing as the mat on page 6, but this mat has a spot for students to record the subtraction equation.



Subtraction Smash

--	--	--	--	--	--

©Recipe for Teaching 2016




Subtraction Smash

--	--	--	--	--	--



©Recipe for Teaching 2016

Subtraction Smash

--	--	--	--	--



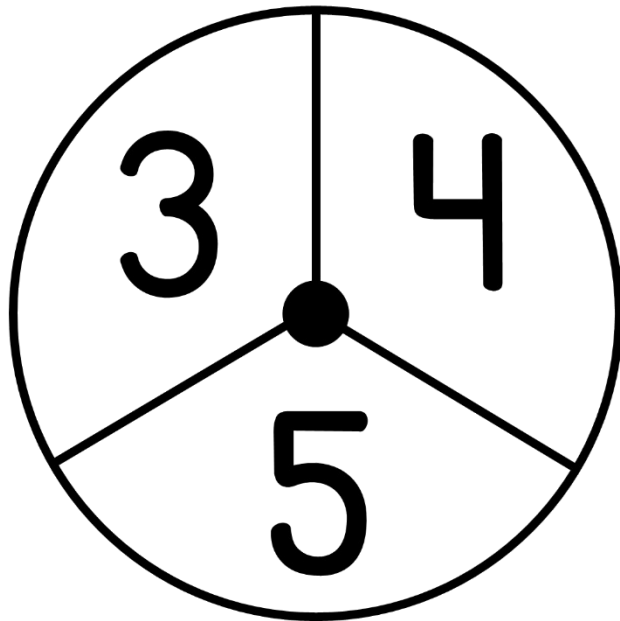


-



Subtraction Smash

--	--	--	--	--






-




=



Subtraction Smash



Subtraction Smash



$$\underline{\quad} - \underline{\quad} = \underline{\quad}$$




THANK YOU FOR BEING SO SWEET! *Heather*

A note from the seller:

Thank you so much for downloading! I am thankful for your support and hope that your students love using this resource! Remember to follow my Teachers Pay Teachers store, blog, and social media accounts to be notified first of new products and freebies. Don't forget that leaving feedback on your purchases gives you Teachers Pay Teachers credits which are redeemable on your future purchases. If you have any questions, please email me at recipeforteaching@gmail.com. Thank you!

Click the images to follow along!



Terms of Use:

By purchasing/downloading this file you agree to the following terms of use. This resource is for ONE classroom use only. Please purchase additional licenses to use in multiple classrooms. Copying, reproducing, or sharing any part of this in any form is forbidden and a violation of the Digital Millennium Copyright Act. Thank you for respecting my work and allowing me to create more products for you to use with your students.

Copyright © Recipe for Teaching

Credits:

