














Lesson Focus	Learning Intentions	Key Vocab	Learning Tasks (Whole Class/Group/Individual)	Success criteria
Lesson 1 Who am I? What makes me 'me'?	To remember what makes me an individual and how I am similar and different to others.	Similarity Difference Unique Individual	Whole class: Give children the opportunity to share something about themselves (since we've been away from school) if they haven't already done so. Explain that we've all had different experiences for lots of different reasons. Choose two children, draw around each child on the same piece of paper/card. Talk about the similarities and differences and record on sheet. Ind: Children use a mirror to draw a small self-portrait (with their name) to add to a large outline of the Overchurch tree to start building our Overchurch Family. Possible corridor display- ask Trace! Take photos of session and tweet with #OverchurchRE.	I can say how I am similar and different to others. I know that we celebrate these differences.
Lesson 2 What does it mean to belong?	To understand what it means to belong and what we mean by our 'Overchurch Family'.	Belong Group Organisation Family Community	Whole class: How do we show that something belongs to us? E.g. equipment in school, items of clothing etc – label them with our name. What about how we show we belong to an organisation or a group? E.g. School, clubs, teams – wear uniform, have certificates. Focus on our 'Overchurch Family'. Who is part of it? Children, Teachers, Caretaker, Lunchtime staff, office staff, cleaners etc Record on ideas on the board. If not mentioned talk about our wider community who or also part of our school family e.g. St Mary's church, parents, lollypop person, local businesses etc Ind: Children draw a portrait of (and label) another member of our school family. Try to guide children into making different choices so that as many people are included as possible (could use the generated list). Add to the Overchurch tree. Take photos of session and tweet with #OverchurchRE. Plenary: Look at tree - consider how many people 'belong' to our Overchurch Family.	I can say that we belong to our school community. I can say who is part of the Overchurch Family.
Lesson 3 Do rules show that we belong? Why do we have rules?	To know how rules are important in groups.	family belonging rules fair kindness consideration	Whole class: Recap what we have discussed about being part of the Overchurch Family. Can we do what we like in a school or family? Do we need rules? – Why or why not? Create a debate or mindmap – Do we need rules in school? In our country? In our family? Ind: Children to work with a partner to create a class / school rules poster, to display in classrooms and corridors.	I can explain why rules are important. I can share their importance with others

Lesson 4 What are friends? What sort of friend are you?	To understand what friendship means and how it is important in our lives.	Friendship Together Honesty Respect Generosity Kindness Humour	Whole class: Ask children to reflect on what they miss when they were away from school/friends/family. Establish that we've had to spend a lot of time away from our friends. Think pair share – what do you miss about your friends? Record ideas. Look at the list and decide if all of these things make a good friend/friendship? What else do we look for in a friend? Explain that we are going to write a recipe for 'A good friend'. Talk through PPT after watching https://www.youtube.com/watch?v=H7w7yXkJTu0 . What do you want your friends to be like? Ind: Children write their own recipe for a good friend. Record in books on template.	I can say what makes a good friend. 
Lesson focus	Learning Intentions	Key Vocab	Learning Tasks (Whole Class/Group/Individual)	Success criteria
Lesson 5 Re-cap and Summer 1 assessment	Complete independently and stick in Yellow books.		<div> <div> I can describe ways in which I belong. I can explain what makes a good friend. </div> <div> RE (Sun) Date - </div> <div> Full sentence  </div> <div> Phonics  </div> <div> Teacher  </div> <div> Read your work  </div> </div>	
Lesson 6 Who were the Friends of Jesus? Was it easy being his friend?	To know the Christian beliefs about who Jesus is.	Jesus Bible friends disciples emotions New Testament	Whole class: How do we know who Jesus' friends were? Watch Bible story of Jesus choosing his disciples (https://www.youtube.com/watch?v=MpUaSilelzc). When would it have been difficult to be Jesus' friend and why? Re-cap Spring learning and ask the class how Jesus' friends may have felt during the following events at Easter time – Palm Sunday (excited), Last Supper (confused). Watch the New Testament Bible story clips https://www.youtube.com/watch?v=uqvRshgtO2o&list=PLCII_KWioCWT-LWr7H5ZiaWfRGgvt6Kr&index=82 Garden of Gethsemane (scared, angry), Trial (embarrassed, feeling guilty for denying their friendship), Good Friday (devastated) and finally https://www.youtube.com/watch?v=V1kK7tmtFUY&list=PLCII_KWioCWT-LWr7H5ZiaWfRGgvt6Kr&index=83 Easter Sunday (surprised, unbelieving then overjoyed). Do we ever have these feelings? Explain the Christian belief that Jesus came to earth to show us how to behave and that he was human too. He would also have had all of these feelings.	I know what Christians believe about who Jesus was.
Lesson 7 How was Jesus a friend to others?	To know where stories of Jesus are found in the Bible. To know Jesus' character traits as a friend to all.	Bible New Testament Lazarus Miracle Zacchaeus Equality Difference	Whole class: Watch two of the simple short stories from the Bible New Testament. Jesus at the wedding (https://www.youtube.com/watch?v=a7-7Oxm9fx8), Jesus and Lazarus (https://www.youtube.com/watch?v=xUYkPYAxPMc). Discuss how Jesus was a good friend to all and performed many miracles. Show the short film about the story of Zacchaeus then work through Zacchaeus PPT. Explain how Jesus cared for everyone and forgave everyone. Remind the children of our school Superheroes Equal Eddie and Edie and how we should all care for one another irrespective of our differences.	I know about what made Jesus a good friend and what I can learn from him.

Lesson 8 Re-cap and Summer 1 assessment	Complete independently and stick in Yellow books.	I can describe how Jesus was a friend to others.		T TA I		Teacher
		I can explain how Jesus helped others.				
		I know that it is not always easy to be a good friend.				
		Full sentence   		Phonics 		Read your work 
Lessons 1-4 consist of an input/ discussion followed by a task.		Lessons 6 and 7 are just half hour carpet sessions.		Lessons 5 and 8 are assessment sessions.		