



OVERCHURCH
INFANT SCHOOL

Welcome to Nursery

2024 - 2025

Moreton Rd
Upton
Wirral
CH49 4NS
0151 677 3335

schooloffice@overchurch-infant.wirral.sch.uk
earlyyears@overchurch-infant.wirral.sch.uk
www.overchurchinfantschool.co.uk

Welcome to Nursery!



Children are at the heart of all that we do.

My staff and I would like to warmly welcome you to Nursery at Overchurch Infant School. We hope that you find this booklet full of helpful information for the year ahead. We look forward to working together in partnership with you to give your child the best start to their early education.



Mr S Elliott, Headteacher

Our Nursery Team



Mrs Phillips

Class
Teacher



Mrs Collins

Class
Teacher



Mrs Turton

Teaching
Assistant



Mrs Davies

Teaching
Assistant



Mrs Bedson

Teaching
Assistant



Miss Cromby

Early Years
Foundation
Stage
Leader

The Nursery Day

Session Times

Full Time - 30 hours	9.00-3.15
Mornings - 15 hours	9.00-12.00
Afternoons - 15 hours	12.15-3.15

The children will have a gradual introduction to Nursery. Please see the induction timetable in your pack.



Milk and Snack

Snack time is a social time for children in Nursery where they are encouraged to make healthy choices, try new things and even bake their own snacks! Milk is available each day and children have access to their water bottles throughout the day (no juice or flavoured water).

We will register your child for their free school milk on your behalf by providing 'Cool Milk' with your child's name and date of birth. Free milk will continue until the Friday before your child's 5th birthday.

Additional Payments

We ask for a termly contribution towards your child's daily snack and the ingredients used in Nursery to bake, make playdough and support other messy or sensory play.

Children bake their own scones and biscuits and enjoy healthy snacks such as fruit, vegetables, toast, sandwiches and yogurts.

Charge: £10 per term to be paid via parent mail





Lunch (Full Time 30-hour places only)

Full time children can have hot dinners **or** bring their own healthy packed lunch to school. Hot dinners are a popular option and cost £13.75 per week. This can be paid in advance via our online system each half term.

Allergies

We use shaving foam, soap, face paints, food colourings, baby lotion and other products as part of our play so please let staff know if there are any allergies or a history of sensitive skin/skin reactions.

WE ARE A NUT-FREE SCHOOL – PLEASE DO NOT SEND YOUR CHILD IN WITH ANY NUT BASED PRODUCTS IN LUNCH BOXES.

PLEASE DO NOT SEND IN SWEETS OR CAKE FOR BIRTHDAY CELEBRATIONS.



Personal Care

There are toilets in the Nursery classroom. Children are able to access these toilets whenever they need to. If your child needs help with toileting or changing their clothes, a member of staff will be on hand to help. If you would prefer staff not to administer personal care of this kind for your child, please let us know and we will contact you to come to school if your child has an accident.

Please bring a bag of spare, named clothes, including socks to nursery in case your child has a toileting accident or gets wet whilst playing in the water tray, forest or outdoor classroom.

Our Curriculum, Learning and Development

The Early Years Foundation Stage (EYFS) sets standards for the learning, development and care of your child from birth to 5 years old.

Our Early Years curriculum is play based with seasonal topics and enhancements based on familiar texts, the children's interests and their individual starting points. The characteristics of effective learning also underpin our practice.

Three characteristics of effective learning are:

Playing and Exploring, Active Learning and Creating and Thinking Critically

There are seven areas of learning and development.

The three prime areas are important as they lay the foundations for children's success in all other areas of learning. With this firm foundation the specific areas can then be taught, strengthened and applied.

Prime areas	Personal, Social and Emotional Development	-Self Regulation -Managing Self -Building Relationships
	Physical Development	-Gross Motor Skills -Fine Motor Skills
	Communication and Language	-Listening, Attention and Understanding -Speaking
Specific areas	Literacy	-Comprehension -Word Reading -Writing
	Mathematics	-Number -Numerical Patterns
	Understanding the World	-Past and Present -People, Culture and Communities -The Natural World
	Expressive Arts and Design	-Creating with Materials -Being Imaginative and Expressive

There are four guiding principles that shape our practice in EYFS.

These are:




- every child is a **unique child**, who is constantly learning and can be resilient, capable, confident and self-assured
 - children learn to be strong and independent through **positive relationships**
 - children learn and develop well in **enabling environments** with teaching and support from adults, who respond to their individual interests and needs and help them to build their learning over time. Children benefit from a strong partnership between practitioners and parents and/or carers.
- importance of **learning and development**. Children develop and learn at different rates.

Unique Child	Please complete the “ <i>getting to know you</i> ” booklet and keep in touch via Tapestry to help us get to know your child and respond to their likes and interests.
Positive Relationships	Our short induction period helps us to really get to know the children in smaller groups and teach them the routines and rules of the class. Relationships are key throughout school and the Nursery staff are keen to build strong relationships from the start!
Enabling Environments	Our environments are calm and well-resourced. They are designed to encourage children can make choices and gain independence. We have a wonderful forest and outside learning areas that support gross motor development, well-being and social skills.
Learning and Development	We offer termly “stay and play” opportunities for you to come and visit your child in class. There will also be scheduled ‘face to face’ parents meetings to keep you updated about your child’s progress and we encourage you to have a look on Tapestry and Twitter for ongoing updates.

Communication

We have an open-door policy and welcome daily interactions with staff at the door once all the children are safely in the building.

We also communicate with you using a range of different methods including Parent Mail, Tapestry and Twitter.

<p>Parent Mail</p> 	<p>ALL communication will be sent via this app so it is important that you create your account and check it on a regular basis.</p> <p>YOU MUST PROVIDE SCHOOL WITH YOUR EMAIL ADDRESS FIRST</p> <ol style="list-style-type: none">1. Download the free mobile app – this is available for both Android and iOS mobile devices. To do this, simply search for “ParentMail” in your App store.2. You will be sent an email from ParentMail asking you to register.3. Click the Register link on the bottom of the email.4. You will then receive a 2nd email from ParentMail5. Click on the Go to my Account link on the bottom of this email after you have downloaded the app to your mobile device.6. You will be asked to verify your child’s date of birth, confirm your email address and mobile number. You will then need to create a password at least 8 characters in length which must be a combination of letters and numbers7. Your Username will be your email address (the same one given to school).8. You will receive email alerts under the email tab.9. If you are required to make a payment, you will need to click the payments tab and then choose the shop option.10. If you are required to complete parental consents for a trip, etc, you will find this form in the forms section.
<p>Seesaw</p> 	<p>We use Seesaw to share photographs and snapshots of your child’s learning (individually and in bigger groups). We also communicate home learning challenges and important messages using Seesaw too. It is a super two-way communication tool and you can also send us photographs of experiences and wow moments from home that the children love to share on the big board.</p>
<p>Twitter</p> 	<p>You will see snapshots of a day in the life of a nursery child as well as helpful reminders.</p> <p>Please follow us @OverchurchN</p>

Ollie Owl

From their earliest days in Nursery we help the children to understand the importance of caring for themselves, each other, and school property. We gradually introduce them to 'Ollie's Rules' through 'Circle Time' sessions, stories and role-playing. We teach the children to 'choose it, use it and put it away'. Please help us by encouraging these behaviours at home too.



Ollie's Rules

Ollie says we look after our things.

Ollie says be gentle.

Ollie says tell the truth.

Ollie says be kind and helpful.

Ollie says listen.

Ollie says work hard.

One child is chosen at the end of each day to take an Ollie Owl home for following his rules. Please look after him well and only keep him for one night. Encourage the children to draw their own picture and have a go at mark making on their special paper. You can also send one or two photo prompts on Tapestry to help your child talk about their adventure. This is to support speaking and listening and to recount a simple daily routine so please don't worry about doing something special when it's your child's turn.

What will my child need to start Nursery in September?

My Checklist		
	<p>Uniform</p> <p>Consisting of grey trousers, skirt or pinafore with a white or yellow polo shirt and green jumper or cardigan</p>	
	<p>Black, velcro school shoes</p> <p><i>Can your child put on their own shoes? This will be helpful for when they swap into their wellies.</i></p>	
	<p>Waterproof coat with hood</p> <p><i>Can your child put their own coat on and take it off again? This will help them be independent in September.</i></p>	
	<p>Wellington boots</p> <p><i>Please clearly name your child's boots. These are to be left in school for rainy days and forest sessions.</i></p>	
	<p>Clear water bottle</p> <p><i>Please do not put juice or flavoured water in your child's bottle.</i></p>	
	<p>PE</p> <p><i>On your child's PE day the children do not need to wear uniform and should come into nursery wearing comfortable, sporty clothing and trainers or pumps for PE.</i></p>	
	<p>Labels</p> <p><i>Please clearly name ALL of your child's belongings.</i></p>	

General Safety Notices

Please help to keep our children, community and site clean, tidy and safe by following our rules.

	<p style="text-align: center;">No Smoking Policy</p> <p>Smoking is <u>not</u> permitted in any part of the school premises or grounds, at any time or by any person, regardless of their status or business within the school.</p>
	<p style="text-align: center;">Parking</p> <p style="text-align: center;">PARKING is restricted to <u>staff only</u>.</p> <p>Anybody dropping off or picking up children MUST NOT bring vehicles on to the site. A barrier is in operation and you will be refused admission unless you have prior permission.</p> <p>Please be respectful to our neighbours if parking in nearby roads.</p>
	<p style="text-align: center;">No Dogs (except guide dogs)</p> <p>No dogs are allowed in the school grounds for health and safety reasons. This includes dogs being carried or in carriers.</p> <p><u>Note</u> – Please do not stand with your dogs, blocking the main entrances onto the school grounds.</p>
	<p style="text-align: center;">Scooters and Bikes</p> <p>As part of our Healthy School status, children are encouraged to use alternative methods to travel to school. However, any bikes or scooters must be dismounted when you arrive at the school gate and should not be ridden on school grounds including the entry and exit paths and left in the on-site cycle stores. May we remind you that items are left at the owners' own risk.</p>
	<p style="text-align: center;">Playground Equipment</p> <p>Climbing and play equipment MUST NOT be used by children before or after school for health and safety reasons. Please keep your children with you at all times before and after school. This equipment is only to be used during the school day when supervised by school staff.</p>

Thank you in advance for your support.

**We are very much looking forward to your child starting
Nursery in September and to you all being part of our
Overchurch Infant School family.**

We are looking forward to working in partnership with you and
if you have any questions, please do not hesitate to contact us.



School Office: 0151 677 3335

Email: schooloffice@overchurch-infant.wirral.sch.uk

Website: www.overchurchinfantschool.co.uk

**The information in this booklet is correct at the time of printing. Any major
alterations will be notified to you via newsletters etc.**