



OVERCHURCH
INFANT SCHOOL

Reception
Autumn 2 Phonics
Booklet


Pre reading skills

(Continue to practise alongside phonics sounds)

Share books and stories together, visit the library and read as part of your bedtime routine.

Expand vocabulary- introduce new words.

Sing nursery rhymes.



Clap out syllables in words.



Identify initial sounds of objects.



Listen for sounds within words.

Can you get your c-oa-t?
Can you h-o-p?

Orally blend sounds to make words.

c-a-t **cat**

Orally break up words into sounds.

dog **d-o-g**

Use pure sounds (avoid the letter names and /uh/) e.g. ssss not suh

PLAY!

Phonics: Autumn 2 Week 1

GPC- Grapheme phoneme correspondence

Children should be able to see the grapheme (written letter/s) and say the phoneme (sound the letter makes)

ff

ll

ss

j

Pronunciation: how to say the phoneme (sound)

Put your teeth on your bottom lip and push the air out ffff

Put your tongue to the top of your mouth behind your teeth and press lllll lllll

Show your teeth and let the s hiss out sssss

Pucker your lips and show your teeth; use your tongue as you say j j j



Formation patter- using the above visual use this phrase to help teach the children how to correctly form the grapheme (written letter/s)

Down the flamingo to its foot and across its wings

Down the lollipop stick.

Down the snake from head to tail.

Down the jellyfish and dot on its head.

huff

off

puff

jug

bell

hill

tell

jam

mess

hiss

fuss

jet

as

jam on a hen
a bell in a bed

Phonics: Autumn 2 Week 2

v

w

x


y

Put your teeth against your bottom lip and make a buzzing sound vvvv

Pucker your lips and keep them small as you say w w w

Mouth open, then push the cs/x sound through as you close your mouth cs cs cs (x x x)

Smile, tongue to the top of your mouth; say y without opening your mouth y y y



Down to the bottom of the volcano and back up to the top.

Down and up and down and up the waves.

From the top, across the box to the bottom. From the top again, across the box to the bottom.

Down, around the yo-yo and curl round the string.

van

vet

wet

wig

wag

fox

six

box

yes

yum

yap

web

and

has

his




her

a big dog at the vet

a nap in a box

a red sock in a van

Phonics: Autumn 2 Week 3

z	qu	's'	ch
<p>Show me your teeth and buzz the z sound zzzzz</p> 	<p>Pucker your mouth, then open it as you say qu qu qu</p> 	<p>Words with 's' at the end (plurals and verb)</p>	<p>Pucker your lips and show your teeth; use your tongue as you say ch ch ch</p> 
<p>Across the top of the zebra's head, zig-zag down its neck and along.</p>	<p>For q: Round the queen's face, down her robe and a flick at the end. Catchphrase: qu Quick, it's the queen!</p>	<p>No more formation phrases</p>	<p>Catchphrase: ch Chew the cherries, children</p>
zip	zap	buzz	quick
quack	quit	cats	naps
hits	chip	chop	rich
go	no	to	into

I can kick and yell.
The dog is wet.
Hop in the back.

Phonics: Autumn 2 Week 4

sh	th	ng	nk
Show me your teeth and push the air out shshshshsh 	Voiced: Tongue on your teeth, teeth almost closed to make a 'buzzing' th Unvoiced: Tongue on your teeth and push the air out th 	Open your mouth a bit and then use your tongue at the back of your mouth to say ng ng ng 	Open your mouth a bit and then use your tongue at the back of your mouth to say nk nk nk 
sh Share the shells.	th Thumbs up, we're having fun.	ng Bling on a ring.	nk I think I am pink.
shell	shop	fish	this
thud	moth	ring	thing
wing	pink	wink	sink
she	he	of	

Can a moth quack?

Can I fix a van?

This duck got wet.

Dad has a big bell.

Phonics: Autumn 2 Week 5

Words with 's' at the end (plurals and verb forms)

ducks

ships

shuts

She has six ducks.

Words with 's' /z/ at the end (plurals and verb forms)

rings

shells

sings

He has pink shells.

we

me

be

His cats get on the bed to
nap.

Can a pink moth buzz?

His chick has pink wings.

Phonics at home

<https://www.phonicsplay.co.uk/>

<https://ictgames.com/phonicsPop/>

<https://www.phonicsbloom.com/>

